

Tools

GigaView Clock Module

Clock Analysis Tool

Use the Clock Analysis Tool from within the SIA Signal Integrity Analysis Solution's GigaView™ Clock Module to perform complete clock analysis in seconds. Test more devices in less time and accelerate time-to-market for your latest innovations. The Clock Analysis Tool measures period, pulse width, cycle-to-cycle jitter, duty cycle distortion, propagation delay, rise/fall time and amplitude. It separates random (RJ) and deterministic (DJ) jitter, and quantifies the magnitude and frequency of periodic modulations.

Quantify Random and Deterministic Jitter Components

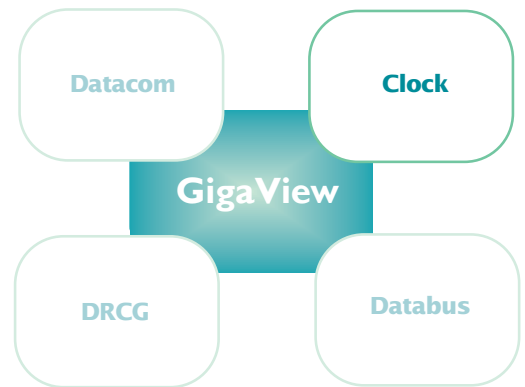
Period jitter provides information about system timing margins and short-cycle failures. The Clock Analysis Module characterizes the magnitude of jitter on a clock signal by asynchronously measuring a histogram of periods, ensuring a valid statistical data set. Consider the bimodal histogram of period measurements from a 200MHz clock. The non-Gaussian shape of the histogram indicates a deterministic component arising from crosstalk, EMI or power supply noise. Using Wavecrest's patented TailFit™ algorithm, you can quantify the DJ and RJ components regardless of the shape of the histogram. Further analysis can be done to identify the periodic jitter using modulation analysis.

Perform Modulation Analysis

The Clock Analysis Tool offers modulation analysis that make it easy to measure both the frequency and the amplitude of the DJ. The ability to isolate the root cause of jitter is vital for thorough device characterization. Common sources of DJ in clocks include crosstalk, reflections and EMI. The modulation analysis also provides advanced debug and characterization capabilities that offer a spectral view of jitter. Different views of the FFT plot enable you to see cumulative amplitude of the interfering signal or its short-term cycle-to-cycle impact. The modulation analysis also enables you to determine the precise frequency and magnitude of individual jitter components.

Analyze Jitter as a Function of Voltage and Temperature

All devices are designed to operate within a specific temperature and voltage range, requiring them to meet jitter specifications over the entire range. The Clock Analysis Tool includes a number of analysis plots that provide quantitative analysis and graphical views of the effects of a variable such as voltage or temperature. The Composite Plot, for example, simplifies viewing of voltage effects on period jitter. It allows the overlaying of multiple plots onto a single plot, which clearly indicates the effect of voltage on period jitter.



Accurately determine device performance by quantifying Random Jitter (RJ) and Deterministic Jitter (DJ)

View spectral components over a bandwidth

Obtain RMS Jitter over a bandwidth using user-definable filters

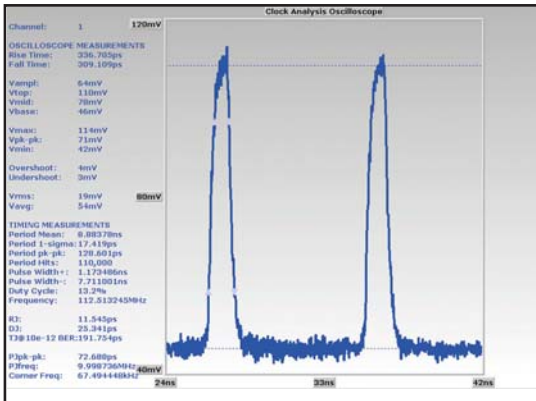
Estimate of Total Jitter (TJ) for up to 1016 Clock cycles in seconds

Test signal integrity on up to 10 devices

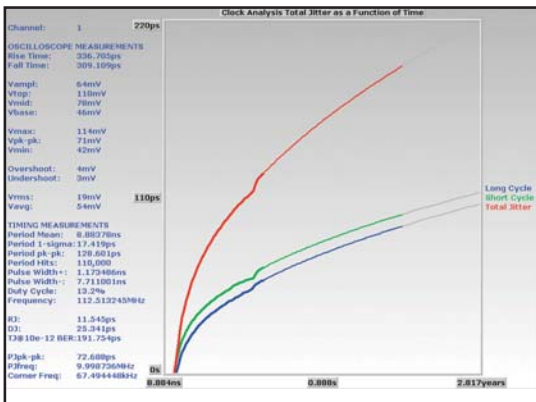
View all the amplitude and timing parameters with one comprehensive tool



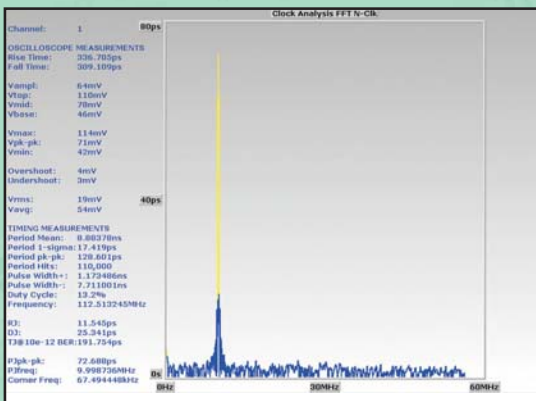
Multiple Views Provide Exceptional Flexibility



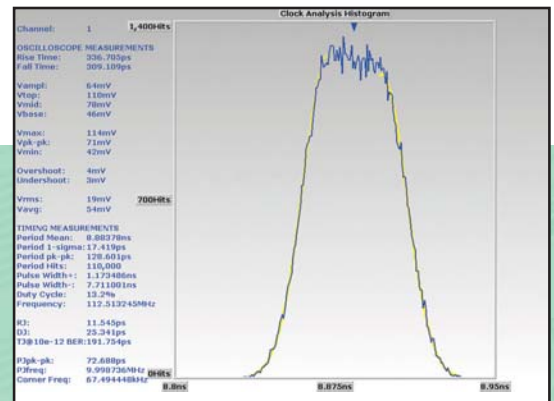
Waveform plot displays the signal



Plot displays Total Jitter pk-pk vs. Time



FFT plot displays Periodic Jitter Spectrum



Histogram plot displays Period Jitter

OSCILLOSCOPE MEASUREMENTS
 Rise Time: 336.705ps
 Fall Time: 309.109ps
 % Basis: 80/20

Vampl: 64mV
 Vtop: 110mV
 Vmid: 78mV
 Vbase: 46mV

Vmax: 114mV
 Vpk-pk: 71mV
 Vmin: 42mV

Overshoot: 4mV
 Undershoot: 3mV

Vrms: 19mV
 Vavg: 54mV

TIMING MEASUREMENTS
 Period Mean: 8.88378ms
 Period 1-sigma: 17.419ps
 Period pk-pk: 128.601ps
 Period Hits: 110,000
 Pulse Width+: 1.173486ms
 Pulse Width-: 7.711001ms
 Duty Cycle: 13.2%
 Frequency: 112.513245MHz

RJ: 11.545ps
 DJ: 25.341ps
 TJ@10e-12 BER: 191.754ps

Pjpk-pk: 72.688ps
 Pjfreq: 9.998736MHz
 Corner Freq: 67.494448kHz

WAVECREST

Be certain of the signal you send.

Headquarters

7626 Golden Triangle Drive · Eden Prairie, MN 55344 · 952.831.0030 · Fax: 952.831.4474 · www.wavecrest.com

Wavecrest San Jose

408.436.9000

Wavecrest Europa GmbH

49.89.32225330

Wavecrest K.K

81.3.5960.5770